

# **NJCLASS Loan Program Annual Report FY 2021**

In accordance with the requirements of P.L. 2017, c. 129  
August 1, 2021



**To:** Philip D. Murphy, Governor, State of New Jersey  
Stephen M. Sweeney, President, New Jersey Senate  
Craig J. Coughlin, Speaker, New Jersey General Assembly

**From:** David J. Socolow, Executive Director, Higher Education Student Assistance Authority

**Date:** August 1, 2021

Pursuant to P.L. 2017, Chapter 129, I am pleased to submit this annual report on the New Jersey College Loans to Assist State Students (NJCLASS) loan program, for the period from July 1, 2020 to June 30, 2021.

Since 1991, the Higher Education Student Assistance Authority (“HESAA” or “The Authority”) has offered NJCLASS loans, funded through tax-exempt bonds without any state appropriation. These supplemental loans can bridge the gap of unmet need to cover postsecondary education costs after students exhaust federal, state, institutional, and other grants and scholarships, as well as the maximum federal Direct Loans which students must use before borrowing NJCLASS loans. Due to the underwriting criteria for NJCLASS loans, which include both a minimum income and credit score, more than 90% of student borrowers require a cosigner. Thus, NJCLASS functions as a family loan, similar to the federal Parent PLUS loan.

While NJCLASS family loans are available to all qualifying New Jersey students, they are particularly valuable for working-class families financing a New Jersey student’s college education. Approximately 33% of the borrowers of NJCLASS loans have incomes between \$40,000 and \$80,000 (generally, the parents’ income).

NJCLASS loans offer historically low rates due to HESAA’s successful issuance of low-cost tax-exempt bonds. In Academic Year 2021-2022 qualified borrowers will pay Annual Percentage Rates (APRs) of 3.784%, 4.208%, or 5.164% for Standard NJCLASS loans with 10-year, 15-year, or 20-year repayment terms, respectively. New Jersey families would pay higher APRs of 7.249%, 7.155%, or 6.924% for federal Parent PLUS loans with equivalent terms, and middle-income families would typically have to pay even higher costs for credit-tiered private supplemental education loans. Additional comparative information can be found on the following chart: <http://www.hesaa.org/Documents/NJCLASSComparisonChart.pdf>.

NJCLASS loans are limited to the school-certified cost of attending college, up to an overall cap pursuant to P.L. 2017, c. 198. Standard NJCLASS loans are disbursed directly to the postsecondary education institution at which a student is enrolled and verified to be making satisfactory academic progress. HESAA also offers low ReFi+ rates to refinance NJCLASS, Parent PLUS, or school-certified private student loans after borrowers leave school: <https://www.hesaa.org/RefiLoan/jsp/world/RefiLoanWelcomePage.jsp>.

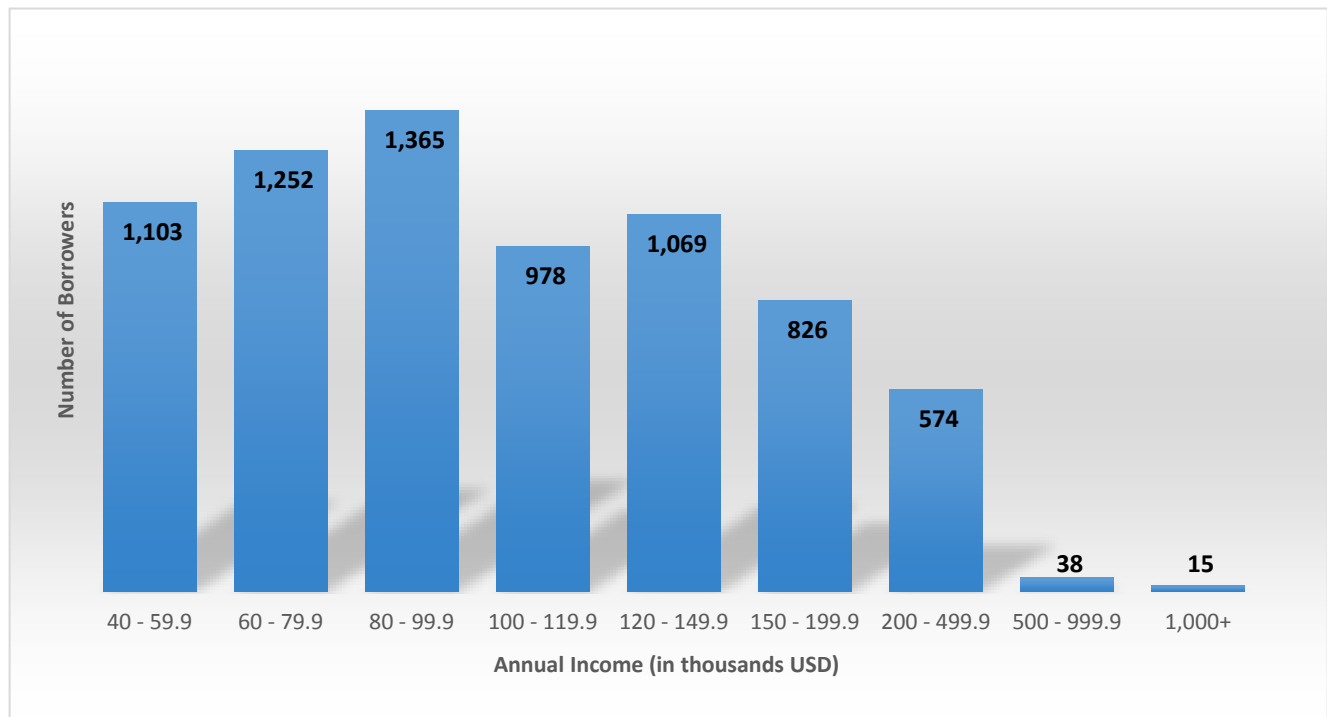
During the COVID-19 pandemic emergency, HESAA supported NJCLASS borrowers who are struggling with repayment by providing relief for those experiencing illness, unemployment, or financial hardship; protecting borrowers' credit; and suspending involuntary collection activities. HESAA has never charged late fees, nor will we do so during this crisis. For answers to COVID-19 related questions about NJCLASS loans, please visit: [https://www.hesaa.org/Documents/Misc/NJCLASS\\_Q\\_n\\_A.pdf](https://www.hesaa.org/Documents/Misc/NJCLASS_Q_n_A.pdf).

Thank you for your continued support of HESAA’s initiatives to help New Jersey students and families pay for college through grants, scholarships, tax-advantaged savings plans, and education loan programs.

### NJCLASS PROGRAM OVERVIEW

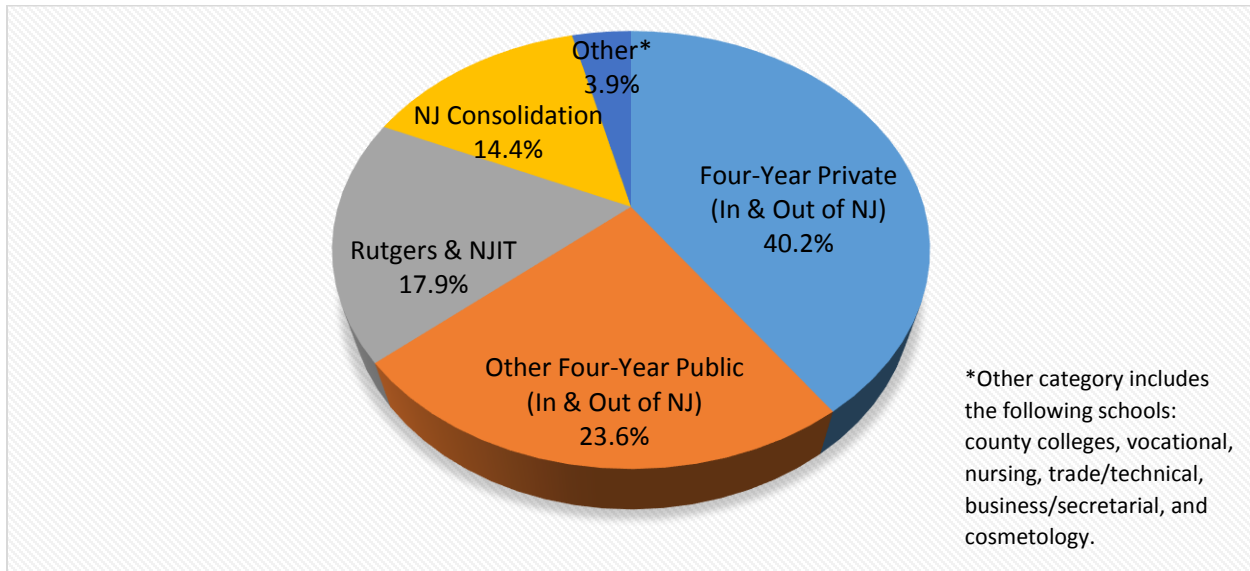
- \* The Authority began offering NJCLASS loans in 1991, pursuant to P.L. 1991, c. 268
- \* The Authority services all NJCLASS loans in-house, including:
  - Standard NJCLASS loans (10-year, 15-year, or 20-year repayment options)
  - NJCLASS Consolidation loans (25-year or 30-year repayment options)
    - Consolidation is available only for borrowers of two or more NJCLASS loans
  - NJCLASS Refinance loans (10-year or 15-year repayment options)
    - ReFi+ loans are available for borrowers with NJCLASS and federal Parent PLUS loans as well as school-certified private educational loans.
- \* Borrowers of NJCLASS loans must meet credit underwriting and other criteria:
  - Minimum income required: \$40,000 from either student borrower or cosigner(s)
  - Minimum credit score required: 670
  - Student must not have an outstanding default on a federal or state student loan
  - Verification of student’s enrollment at eligible postsecondary institution
  - Certification by postsecondary institution that loan amount does not exceed total cost of attendance minus all grant and scholarship aid for which the student qualified
  - Postsecondary institution verifies each student’s academic progress
  - Applicants can opt-in to text updates regarding the loan application process

**Figure 1. Income of Borrowers Approved for NJCLASS Loans from July 1, 2020 to June 30, 2021  
(Excludes Refinance & Consolidation loans)**



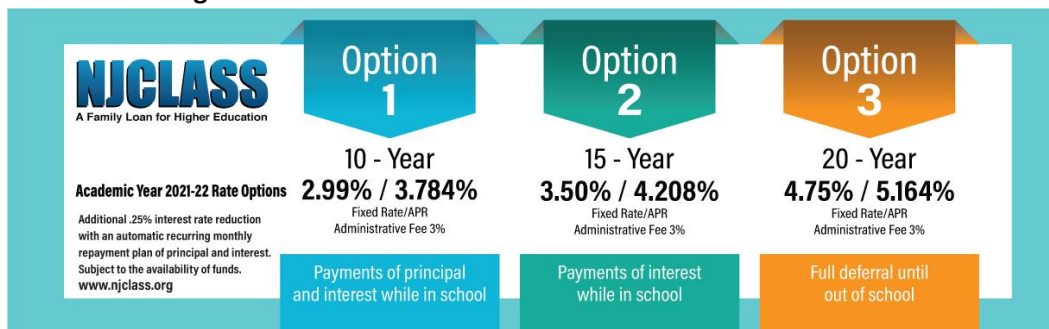
- \* Postsecondary Institutions' eligibility to participate is reviewed annually
  - NJCLASS loans may only be used to pay for certified costs of degree or certificate programs at accredited postsecondary education institutions that are eligible to participate in federal Title IV financial aid programs
  - Institutions must have federal three-year cohort default rate below 25%

**Figure 2. Total NJCLASS Loans by Purpose  
Based Upon Outstanding NJCLASS Loan Balance as of June 30, 2021**



- \* Average Amount of NJCLASS Loan in the prior 12 months ending June 30, 2021: \$20,739
- \* Borrowers choose their interest rate by selecting one of three repayment terms
  - Option 1: Principal and interest immediately upon disbursement
  - Option 2: Interest only during in-school period
  - Option 3: Defer principal and interest during in-school period

**Figure 3. Academic Year 2021-2022 Interest Rates and APRs**



- \* Borrowers can receive an interest rate reduction of .25%, subject to availability of funds, with an automatic recurring repayment plan of principal and interest.

*P.L. 2017, Chapter 129 requires this report to address eight (8) specific elements, which are identified on pages 5 through 10 in **bold font** as P.L. 2017, c. 129(1)(a) through P.L. 2017, c. 129(1)(h).*

## BONDS

HESAA issues tax-exempt private activity bonds, backed by the revenue from NJCLASS loan repayments, to raise funds to provide NJCLASS loans to New Jersey families. HESAA offers the lowest-possible finance charges to borrowers by setting the NJCLASS loan interest rates at the cost of capital from these student loan revenue bonds plus program costs.

**The principal amount of bonds issued to finance the NJCLASS loan program in the prior year and the interest rates offered on those bonds** *P.L. 2017, c. 129 (1)(a)*

NJCLASS loans are funded through tax-exempt bonds without any state appropriation. The principal amount of the bonds issued May 26, 2021 was \$107,745,000 across a series of 16 unique bonds issued to finance the NJCLASS program for Academic Year 2021-22. Details on the interest rates for this series of 16 bonds are included in Appendix A of this report.

**The total principal amount of Authority bonds that are outstanding, the interest on the bonds, and the retirement schedule for those bonds** *P.L. 2017, c. 129 (1)(b)*

The total principal amount of Authority bonds outstanding is \$1,485,235,000. The interest rates and retirement schedule of these 149 bonds are detailed in Appendix B of this report.

## LOANS

**The total number and principal amount of outstanding NJCLASS loans and the total number and principal amount of NJCLASS loans contracted in the prior year** *P.L. 2017, c. 129 (1)(c)*

	Number of Outstanding Loans	Principal Amount
Total	110,664	\$1,521,268,410
Loans contracted in the 12 months ending June 30, 2021	7,522	\$156,001,190

Note: The total of 110,664 loans outstanding as of June 30, 2021 includes 92,810 active loans and 17,854 defaulted loans. A total of 337,278 NJCLASS loans, with total principal of \$4,596,715,440, have been issued since program inception in 1991.

### DELINQUENCY and DEFAULT

**Delinquency** means a payment on an NJCLASS loan is overdue. Current data on borrowers with overdue payments show that, out of 92,810 active loans as of June 30, 2021, there are 90,303 current and 2,507 (2.7%) more than 30 days past due.

Days late with a monthly payment	Number of Loans
31 – 60 days late	803
61 – 90 days late	361
91 – 180+ days late	1,343
Total Delinquent	2,507

If an account is delinquent/late for a specified time period (no less than 180 days, as noted below), it becomes a defaulted loan. **Default** occurs when a borrower fails to make an installment payment on time and then fails to make payments over a time period of at least 180 days (for loans with payments that are due monthly) or at least 240 days (during the student’s in-school period when payments are due less frequently than monthly); or when the borrower fails to meet other terms of the Promissory Note under circumstances where the Authority finds it reasonable to conclude that the borrower no longer intends to honor the obligation to repay.

**The total number of NJCLASS loans that are in default and the number that entered default in the prior year** *P.L. 2017, c. 129 (1)(d)*

	Loans in Default
Total loans currently in default	17,854
Entered default in the last 12 months ending June 30, 2021	1,042

Note: 28,508 (8.5%) of NJCLASS loans reached default out of a total 337,278 NJCLASS loans issued since program inception

Consistent with Governor Murphy’s Executive Order 107, HESAA offered relief for NJCLASS borrowers affected by the COVID-19 pandemic and suspended involuntary collection activities related to defaulted NJCLASS loans. HESAA also temporarily stopped reporting accounts over 180 days delinquent as defaulted to credit bureaus. Instead such accounts were reported using an approved disaster code which the credit bureaus have indicated will not cause negative impact to borrowers’ credit scores.

**The total number of loan collection lawsuits that have been filed under the program, and the number of loan collection lawsuits that were filed in the prior year and the status of those lawsuits P.L. 2017, c. 129 (1)(e)**

The NJCLASS loan program began in 1991, however data on lawsuits filed prior to January 2010 are omitted because they include many lawsuits related to defaulted loans under the Federal Family Education Loan Program (FFELP), for which HESAA served as a guaranty agency. No new FFELP loans have been originated since July 1, 2010.

During the public health emergency HESAA offered relief for NJCLASS borrowers affected by the COVID-19 pandemic by implementing a moratorium on filing new collection lawsuits on NJCLASS defaulted loans. Between July 1, 2020 and June 30, 2021 a total of five (5) judgments were entered against borrowers on cases that were filed prior to July 1, 2020.

	Collection Lawsuits on NJCLASS loans
Total number of collection lawsuits filed since January 1, 2010	16,166
Collection lawsuits filed in the last 12 months ending June 30, 2021	0

Note: Detail on the status of lawsuits filed in the last 12 months can be found in Appendix C of this report.

The number of lawsuits does not correspond to the number of loans e.g., one loan may generate several lawsuits based on the number and location of cosigners.

## DEFAULT AVERSION TOOLS

To help struggling borrowers avoid default, HESAA provides two tools to aid borrowers in meeting the terms and conditions of their loans: the Repayment Assistance Program (RAP) and the Household Income Assistance Repayment Plan (HIARP). These two programs work in tandem to help families avoid default. P.L. 2019, c. 62 made RAP and HIARP permanent features of the NJCLASS loan program.

**The Repayment Assistance Program (RAP)** is designed to provide payment relief when all parties to the loan are facing financial hardship. Borrowers with eligible loans can enroll in RAP for up to two years (730 days). RAP participants pay reduced amounts based on 10% of the total of the household income of all of the parties to the loan that exceeds 150% of the federal poverty guideline for their family size, with a minimum monthly payment of \$5 per loan. Interest that accrues during the RAP period will be paid by HESAA. All other payments received during the RAP period are applied to reduce principal.

RAP is available for Standard NJCLASS loans in interest-only repayment or in principal and interest repayment. Loans that are deferred for both principal and interest payments are not eligible for RAP. Loans that have reached default status are also not eligible for this program. All parties to the loan must complete the application and provide the required documentation so that eligibility for the program can be evaluated. HESAA reserves the right to make a final determination on eligibility. Enrollment in RAP is subject to the availability of funds.

**The Household Income Affordable Repayment Plan (HIARP)** provides additional payment relief in cases where all parties to the loan continue to face financial hardship after exhausting their two (2) years of RAP eligibility.

HIARP is available for Standard NJCLASS loans in interest only repayment or in principal and interest repayment. HIARP participants pay reduced amounts based on 15% of the total of the household income of all of the parties to the loan that exceeds 150% of the federal poverty guideline for their family size, with a minimum monthly payment of \$25. The repayment term for loans in the HIARP program will be extended to 25 years from the date of origination and any remaining balance at the end of 25 years will be forgiven. During the HIARP period, interest continues to accrue on the loan. Payments received while in HIARP will be applied directly to principal. Amounts forgiven after 25 years may be taxable.

Loans that are in a deferred status for principal and interest payments are not eligible for HIARP. Loans that have reached default status are also not eligible for this program. All parties to the loan must complete the application and provide the required income verification documentation so that eligibility for the program can be evaluated and re-evaluated each subsequent year. HESAA reserves the right to make a final determination on eligibility. Enrollment in HIARP is subject to the availability of funds.



## FORGIVENESS

Forgiveness, or “discharge,” of an NJCLASS family loan is available in the event of death or total and permanent disability of the student beneficiary to the loan, and also in the case of the death or total and permanent disability of a sole borrower (such as a parent who is the only party to the loan).

**The number of requests filed in the prior year with the Authority for the forgiveness of an NJCLASS loan due to the death or total and permanent disability of the borrower, and the number of requests that were granted or denied and the reasons for the denial of requests P.L. 2017, c. 129 (1)(f)**

	Requested	Approved	Denied
Death	91	91	0
Total and Permanent Disability	90	67	23
Total requests for forgiveness in the last 12 months ending June 30, 2021	181	158	23

Note: Detail on the types of requests and reasons for denial can be found in Appendix D of this report.

Of the 181 requests for loan forgiveness due to death or total and permanent disability, each request represents a loan and not a borrower. On average, student borrowers have 2-3 loans which can include parents as a cosigner(s) or as a primary borrower. The number of loans forgiven presented in the table above includes both student (multi-party) and non-student (typically parent/guardian) loans.

### DEFERMENT

Under certain conditions listed below, NJCLASS borrowers may defer payments of interest and/or loan principal for specified periods of time. During approved periods of temporary total disability of the eligible student borrower, payments are deferred and the interest on the loan does not accrue.

**The number of requests filed in the prior year with the Authority for a loan deferment, the type of deferment requested by the borrower, the number of requests that were granted or denied and the reasons for the denial of requests P.L. 2017, c. 129 (1)(g)**

The total number of requests for loan deferment in the prior year ending June 30, 2021 was 1,513. The type of deferment and requests granted or denied were as follows:

	Requested	Approved	Denied
In-School	516	487	29
Unemployment	838	828	10
Internship/Residency	26	25	1
Active Duty	24	24	0
Peace Corps	1	1	0
Temporary Total Disability	108	101	7
Total requests for deferment in the last 12 months ending June 30, 2021	1,513	1,466	47

Note: Detail on the types of request and reasons for denial can be found in Appendix E of this report.

### FORBEARANCE

At its discretion, the Authority may grant borrowers periods of forbearance in the repayment of the NJCLASS loan. Forbearance is granted if the ability of both the borrower and co-borrower(s) to make scheduled payments has been impaired. The borrower and co-borrower(s) may have different conditions that impair their ability to repay. Forbearance may be granted for situations including, but not limited to, financial hardship.

**The number of forbearance requests filed in the prior year with the Authority, and the number of requests that were granted or denied and the reasons for the denial of requests P.L. 2017, c. 129 (1)(g)**

	Requested	Approved	Denied
Financial Hardship	900	865	35
Recent Graduation	445	444	1
Total requests for forbearance in the last 12 months ending June 30, 2021	1,345	1,309	36

Note: Detail on the types of request and reasons for denial can be found Appendix F of this report.

## APPENDIX A

Note: CUSIP numbers (derived from the acronym for the Committee on Uniform Security Identification Procedures) are used to identify securities, including government bonds, such as the bonds issued by the Higher Education Student Assistance Authority. A CUSIP number is assigned to each maturity of a government security issue.

Issue	Series	Maturity Date	Interest Rate	CUSIP	6/30/2021
2021	A	12/1/2023	5.000%	646080VH1	\$1,645,000
2021	A	12/1/2024	5.000%	646080VJ7	\$1,645,000
2021	A	12/1/2025	5.000%	646080VK4	\$1,645,000
2021	A	12/1/2026	5.000%	646080VL2	\$1,645,000
2021	A	12/1/2027	5.000%	646080VM0	\$1,630,000
2021	A	12/1/2028	5.000%	646080VN8	\$1,600,000
2021	A	12/1/2029	5.000%	646080VP3	\$1,600,000
2021	B	12/1/2023	5.000%	646080VQ1	\$2,355,000
2021	B	12/1/2024	5.000%	646080VR9	\$2,855,000
2021	B	12/1/2025	5.000%	646080VS7	\$4,055,000
2021	B	12/1/2026	5.000%	646080VT5	\$5,705,000
2021	B	12/1/2027	5.000%	646080VU2	\$6,890,000
2021	B	12/1/2028	5.000%	646080VV0	\$7,280,000
2021	B	12/1/2029	5.000%	646080VW8	\$7,100,000
2021	B	12/1/2040	2.500%	646080VY4	\$47,095,000
2021	C	12/1/2051	3.250%	646080VX6	\$13,000,000
					<b>107,745,000</b>

## APPENDIX B

Note: One requirement of this annual report is to provide “the retirement schedule” for the Authority’s outstanding bonds. The bond “maturity” indicates the date on which the principal amount of a bond is required to be paid in full. Subject to the terms of the bond indenture, certain bonds may be callable, meaning they may be retired prior to their scheduled maturity date.

Issue	Series	Early Retirement	Maturity Date	Interest Rate	Cusip	6/30/2021
2017	1		12/1/2021	5.000%	646080SZ5	12,000,000
2017	1		12/1/2022	5.000%	646080SK8	13,000,000
2017	1		12/1/2023	5.000%	646080SL6	14,000,000
2017	1		12/1/2024	5.000%	646080SM4	14,500,000
2017	1		12/1/2025	5.000%	646080SN2	13,500,000
2017	1		12/1/2026	5.000%	646080SP7	12,100,000
2017	1		12/1/2027	5.000%	646080SQ5	10,000,000
2017	1	Callable	12/1/2029	3.500%	646080SR3	9,600,000
2017	1	Callable	12/1/2030	4.000%	646080SS1	11,520,000
2017	1	Callable	12/1/2031	3.750%	646080ST9	13,440,000
2017	1	Callable	12/1/2032	4.000%	646080SU6	11,520,000
2017	1	Callable	12/1/2033	3.750%	646080SV4	10,560,000
2017	1	Callable	12/1/2040	4.000%	646080SW2	4,800,000
2017	1	Callable	12/1/2047	4.250%	646080TB7	22,000,000
2010	FFELP		6/1/2036	Variable - LIBOR	646080LA7	29,105,000
2011	1		12/1/2021	5.500%	646080NK3	15,245,000
2011	1		12/1/2021	5.000%	646080MS7	2,855,000
2011	1	Callable	12/1/2022	5.000%	646080MT5	3,565,000
2011	1	Callable	12/1/2023	5.250%	646080MU2	3,565,000
2011	1	Callable	12/1/2024	5.375%	646080MV0	4,275,000
2011	1	Callable	12/1/2025	5.500%	646080MW8	4,635,000
2011	1	Callable	12/1/2026	5.500%	646080MX6	5,355,000
2011	1	Callable	12/1/2027	5.750%	646080MY4	3,565,000
2011	1	Callable	12/1/2028	5.750%	646080NB3	5,355,000
2011	1	Callable	12/1/2029	5.750%	646080NC1	4,390,000
2011	1	Callable	12/1/2033	5.875%	646080MZ1	15,000,000
2012	1		12/1/2021	5.000%	646080NW7	15,700,000
2012	1		12/1/2022	5.000%	646080NX5	12,500,000
2012	1	Callable	12/1/2023	4.000%	646080NY3	2,970,000
2012	1	Callable	12/1/2024	4.125%	646080NZ0	2,795,000
2012	1	Callable	12/1/2025	4.250%	646080PA3	3,715,000
2012	1	Callable	12/1/2026	4.375%	646080PB1	3,460,000
2012	1	Callable	12/1/2028	4.500%	646080PD7	3,835,000
2012	1	Callable	12/1/2029	4.500%	646080PE5	3,215,000
2012	1	Callable	12/1/2030	4.625%	646080PF2	2,240,000
2012	1	Callable	12/1/2039	5.750%	646080PG0	11,000,000
2013	1		12/1/2021	5.000%	646080PQ8	13,000,000

2013	1		12/1/2022	5.000%	646080PR6	11,000,000
2013	1	Callable	12/1/2023	3.500%	646080PS4	3,580,000
2013	1	Callable	12/1/2024	3.500%	646080PT2	3,795,000
2013	1	Callable	12/1/2025	3.625%	646080PU9	3,580,000
2013	1	Callable	12/1/2026	3.750%	646080PV7	3,110,000
2013	1	Callable	12/1/2028	4.000%	646080PX3	3,010,000
2013	1	Callable	12/1/2029	4.000%	646080PY1	1,555,000
2013	1	Callable	12/1/2031	4.000%	646080PZ8	1,555,000
2013	1	Callable	12/1/2035	4.125%	646080QA2	1,555,000
2013	1	Callable	12/1/2043	4.750%	646080QB0	20,000,000
2014	1A-1		12/1/2021	5.000%	646080QK0	10,000,000
2014	1A-1		12/1/2022	5.000%	646080QL8	9,500,000
2014	1A-2		12/1/2023	Variable-Libor	646080QC8	3,590,000
2014	1A-1	Callable	12/1/2024	3.500%	646080QM6	6,725,000
2014	1A-1	Callable	12/1/2025	3.750%	646080QN4	6,495,000
2014	1A-1	Callable	12/1/2026	3.750%	646080QP9	6,260,000
2014	1A-1	Callable	12/1/2027	4.000%	646080QQ7	6,030,000
2014	1A-1	Callable	12/1/2028	4.000%	646080QR5	5,570,000
2014	1A-1	Callable	12/1/2029	4.000%	646080QS3	5,095,000
2014	1A-1	Callable	12/1/2032	4.250%	646080QT1	3,245,000
2014	1A-1	Callable	12/1/2036	4.500%	646080QU8	3,485,000
2014	1A-1	Callable	12/1/2044	5.000%	646080QW4	13,000,000
2015	1		12/1/2021	5.000%	646080RC7	10,000,000
2015	1		12/1/2022	5.000%	646080RD5	10,500,000
2015	1		12/1/2023	5.000%	646080RE3	9,500,000
2015	1		12/1/2024	5.000%	646080RF0	9,000,000
2015	1	Callable	12/1/2025	4.000%	646080RG8	7,265,000
2015	1	Callable	12/1/2026	4.000%	646080RH6	7,630,000
2015	1	Callable	12/1/2027	4.000%	646080RJ2	8,355,000
2015	1	Callable	12/1/2028	4.000%	646080RK9	8,720,000
2015	1	Callable	12/1/2030	4.000%	646080RM5	9,080,000
2015	1	Callable	12/1/2031	4.000%	646080RN3	4,720,000
2015	1	Callable	12/1/2032	4.000%	646080RP8	3,630,000
2015	1	Callable	12/1/2044	4.500%	646080RQ6	10,000,000
2016	1		12/1/2021	5.000%	646080RV5	9,000,000
2016	1		12/1/2022	5.000%	646080RW3	10,000,000
2016	1		12/1/2023	5.000%	646080RX1	9,500,000
2016	1		12/1/2024	5.000%	646080RY9	9,000,000
2016	1		12/1/2025	5.000%	646080RZ6	8,000,000
2016	1	Callable	12/1/2026	5.000%	646080SA0	6,000,000
2016	1	Callable	12/1/2028	3.250%	646080SC6	8,485,000
2016	1	Callable	12/1/2029	3.250%	646080SD4	10,025,000
2016	1	Callable	12/1/2030	3.250%	646080SE2	10,795,000
2016	1	Callable	12/1/2031	3.500%	646080SF9	11,570,000
2016	1	Callable	12/1/2032	3.500%	646080SG7	8,485,000
2016	1	Callable	12/1/2039	4.000%	646080SH5	5,400,000
2016	1	Callable	12/1/2046	4.000%	646080SJ1	10,000,000
2018	1		12/1/2021	5.000%	646080TN1	12,500,000
2018	1		12/1/2022	5.000%	646080TP6	13,500,000

2018	1		12/1/2023	5.000%	646080TQ4	14,000,000
2018	1		12/1/2024	5.000%	646080TR2	13,000,000
2018	1		12/1/2025	5.000%	646080TS0	12,500,000
2018	1		12/1/2026	5.000%	646080TT8	10,000,000
2018	1		12/1/2027	5.000%	646080TU5	8,000,000
2018	1		12/1/2028	5.000%	646080TV3	5,850,000
2018	1	Callable	12/1/2029	3.350%	646080TC5	13,675,000
2018	1	Callable	12/1/2030	3.750%	646080TD3	7,000,000
2018	1	Callable	12/1/2031	3.750%	646080TE1	8,500,000
2018	1	Callable	12/1/2032	4.000%	646080TF8	9,500,000
2018	1	Callable	12/1/2033	4.000%	646080TG6	9,000,000
2018	1	Callable	12/1/2034	4.000%	646080TH4	8,500,000
2018	1	Callable	12/1/2035	4.000%	646080TJ0	7,500,000
2018	1	Callable	12/1/2048	4.000%	646080TW1	17,000,000
2019	1A		12/1/2021	5.000%	646080TY7	8,000,000
2019	1A		12/1/2022	5.000%	646080TZ4	9,000,000
2019	1A		12/1/2023	5.000%	646080UA7	11,000,000
2019	1A		12/1/2024	5.000%	646080UB5	12,000,000
2019	1A		12/1/2025	5.000%	646080UC3	10,000,000
2019	1A		12/1/2026	5.000%	646080UD1	9,000,000
2019	1A		12/1/2027	5.000%	646080UE9	8,000,000
2019	1A		12/1/2028	5.000%	646080UF6	3,865,000
2019	1A	Callable	12/1/2029	2.375%	646080UG4	57,200,000
2019	1B	Callable	12/1/2030	3.000%	646080UH2	7,000,000
2019	1B	Callable	12/1/2031	3.000%	646080UJ8	7,500,000
2019	1B	Callable	12/1/2032	3.000%	646080UK5	8,000,000
2019	1B	Callable	12/1/2033	3.000%	646080UL3	8,500,000
2019	1B	Callable	12/1/2034	3.000%	646080UM1	8,685,000
2019	1A	Callable	12/1/2039	3.250%	646080UN9	75,000,000
2019	1C	Callable	12/1/2049	3.625%	646080UP4	27,000,000
2020	1A		12/1/2022	5.000%	646080UQ2	6,100,000
2020	1B		12/1/2022	5.000%	646080UY5	5,500,000
2020	1A		12/1/2023	5.000%	646080UR0	7,400,000
2020	1B		12/1/2023	5.000%	646080UZ2	6,400,000
2020	1A		12/1/2024	5.000%	646080US8	8,300,000
2020	1B		12/1/2024	5.000%	64680VA6	7,800,000
2020	1A		12/1/2025	5.000%	646080UT6	8,410,000
2020	1B		12/1/2025	5.000%	646080VB4	8,200,000
2020	1A		12/1/2026	5.000%	646080UU3	7,200,000
2020	1B		12/1/2026	5.000%	646080VC2	9,200,000
2020	1A		12/1/2027	5.000%	646080UV1	6,080,000
2020	1B		12/1/2027	5.000%	646080VD0	7,800,000
2020	1A		12/1/2028	5.000%	646080UW9	4,800,000
2020	1B		12/1/2028	5.000%	646080VE8	6,130,000
2020	1A	Callable	12/1/2039	3.500%	646080UX7	51,510,000
2020	1B	Callable	12/1/2039	3.500%	646080VF5	69,610,000
2020	1C	Callable	12/1/2050	4.250%	646080VE8	27,000,000
2021	A		12/1/2023	5.000%	646080VH1	1,645,000
2021	A		12/1/2024	5.000%	646080VJ7	1,645,000

2021	A		12/1/2025	5.000%	646080VK4	1,645,000
2021	A		12/1/2026	5.000%	646080VL2	1,645,000
2021	A		12/1/2027	5.000%	646080VM0	1,630,000
2021	A		12/1/2028	5.000%	646080VN8	1,600,000
2021	A		12/1/2029	5.000%	646080VP3	1,600,000
2021	B		12/1/2023	5.000%	646080VQ1	2,355,000
2021	B		12/1/2024	5.000%	646080VR9	2,855,000
2021	B		12/1/2025	5.000%	646080VS7	4,055,000
2021	B		12/1/2026	5.000%	646080VT5	5,705,000
2021	B		12/1/2027	5.000%	646080VU2	6,890,000
2021	B		12/1/2028	5.000%	646080VV0	7,280,000
2021	B		12/1/2029	5.000%	646080VW8	7,100,000
2021	B	Callable	12/1/2040	2.500%	646080VY4	47,095,000
2021	C	Callable	12/1/2051	3.250%	646080VX6	13,000,000
						1,485,235,000

## APPENDIX C

### Collection Lawsuits Filed Fiscal Year 2020-21

**Total filed** 0

### Status of collection lawsuits file FY 2020-21 as of June 30, 2021

Pre-judgment 0

Judgment 0

Closed 0

NOTE: A lawsuit is considered “closed” when an account is paid, settled, or borrower entered bankruptcy, moved out of state, or died.



## APPENDIX D

### Loan Forgiveness Requests Fiscal Year 2020-21

Type	Reason(s) for Denial	
<u>Death</u>	Zero denied	0
<u>Total and Permanent Disability</u>	Did not provide requested documents	7
	Application not signed by MD or DO	5
	Does not meet conditions for discharge	11
<hr/>		
Subtotal Loan Forgiveness Requests Denied		23
Subtotal Loan Forgiveness Requests Approved		158
<b>Total Loan Forgiveness Requests</b>		<b>181</b>

## APPENDIX E

### Loan Deferment Requests Fiscal Year 2020-21

Type	Reason(s) for Denial	
<u>In-School</u>	Did not provide requested documents	22
	Does not meet the conditions for relief	2
	Exceeds allowable time	0
	Less than half time	0
	Relief not permitted under terms & conditions of promissory note*	5
	Within 24 months of maturity	0
	Applicant is not the borrower	0
	<b>Subtotal In-School Deferment Requests Denied</b>	<b>29</b>
<b>Subtotal In-School Deferment Requests Approved</b>	<b>487</b>	
<b>Total In-School Deferment Requests</b>	<b>516</b>	
<u>Unemployment</u>	Did not provide requested documents	1
	Does not meet the conditions for relief	2
	Exceeds allowable time	0
	No documents per section 4	0
	No supporting documents	0
	No supporting documents per section 4	0
	Relief not permitted under terms & conditions of promissory note*	5
	Within 24 months of maturity	0
	Exceeds max time to defer pursuant to N.J.A.C. 9A:10-6	2
	Loan(s) has matured	0
<b>Subtotal Unemployment Deferment Requests Denied</b>	<b>10</b>	
<b>Subtotal Unemployment Deferment Requests Approved</b>	<b>828</b>	
<b>Total Unemployment Deferment Requests</b>	<b>838</b>	

<u>Internship/Residency</u>	Did not provide requested documents	1
	Does not meet the conditions for relief	0
	Relief not permitted under terms & conditions of promissory note*	0
	Exceeds allowable time	0
Subtotal Internship/Residency Deferment Requests Denied		1
Subtotal Internship/Residency Deferment Requests Approved		25
<b>Total Internship/Residency Deferment Requests</b>		<b>26</b>
<hr/>		
<u>Active Duty</u>	Did not provide the requested documents	0
Subtotal Active Duty Deferment Requests Denied		0
Subtotal Active Duty Deferment Requests Approved		24
<b>Total Active Duty Deferment Requests</b>		<b>24</b>
<hr/>		
<u>Peace Corps</u>	Exceeds max time to defer pursuant to N.J.A.C. 9A:10-6	0
	Does not meet the conditions for relief	0
	Did not provide the requested documents	0
Subtotal Peace Corps Deferment Requests Denied		0
Subtotal Peace Corps Deferment Requests Approved		1
<b>Total Peace Corps Deferment Requests</b>		<b>1</b>
<hr/>		
<u>Temporary Total</u>		
<u>Disability</u>	Application not signed by MD or DO	4
	Applicant is not the student borrower	0
	Does not meet the conditions for relief	2
	Relief not permitted under terms & conditions of promissory note*	1
	Did not provide the requested documents	0
Subtotal Temporary Total Disability Deferment Requests Denied		7
Subtotal Temporary Total Disability Deferment Requests Approved		101
<b>Total Temporary Total Disability Deferment Requests</b>		<b>108</b>

## APPENDIX F

### Loan Forbearance Requests Fiscal Year 2020-21

Type	Reason(s) for Denial	
<u>Financial Hardship</u>	Did not provide requested documents	23
	Does not meet the conditions for relief	2
	Exceeds allowable time	2
	Relief not permitted under terms & conditions of promissory note*	8
	Within 24 months of loan maturity	0
Subtotal Financial Hardship Forbearance Requests Denied		35
Subtotal Financial Hardship Forbearance Requests Approved		865
<b>Total Financial Hardship Forbearance Requests</b>		<b>900</b>
<hr/>		
<u>Recent Graduation</u>	Did not provide requested documents	0
	Does not meet the conditions for relief	1
	Exceeds allowable time	0
	Relief not permitted under terms & conditions of promissory note*	0
	Not graduated	0
Subtotal Recent Graduation Forbearance Requests Denied		1
Subtotal Recent Graduation Forbearance Requests Approved		444
<b>Total Recent Graduation Forbearance Requests</b>		<b>445</b>

\*For example, HESAA is able to offer a lower interest rate for loans with a ten-year repayment term due to the limited availability of deferments and forbearances.

### **CONTACT INFORMATION**

David J. Socolow, Executive Director  
Higher Education Student Assistance Authority

4 Quakerbridge Plaza  
Hamilton, NJ 08619  
609-588-3300